

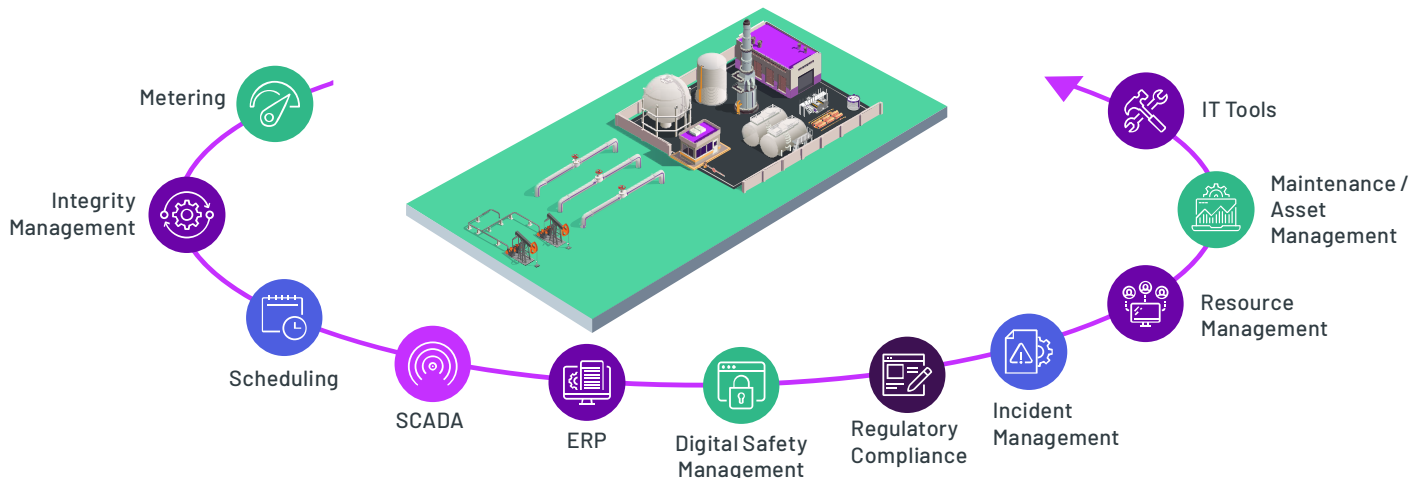


ONESHEET

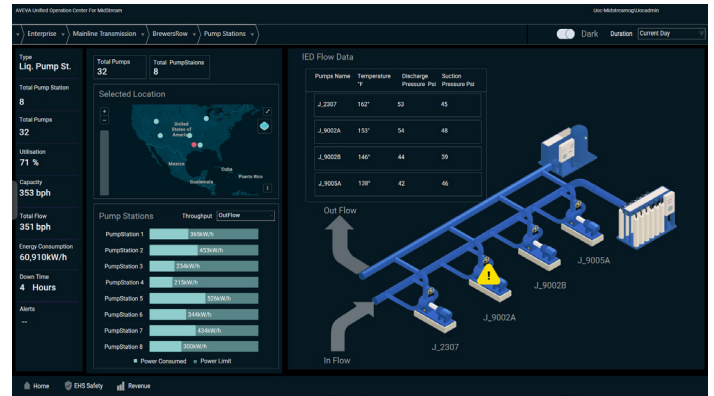
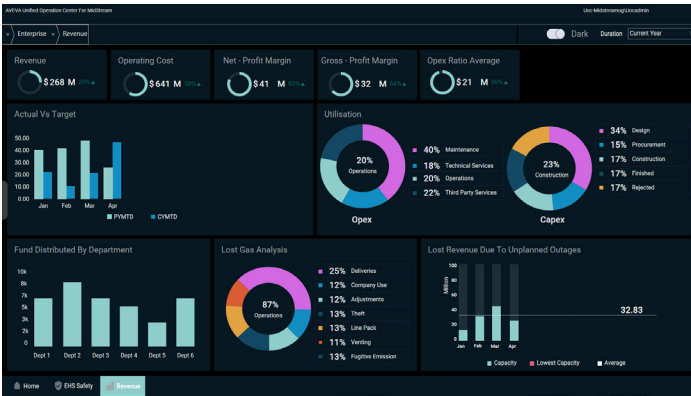
# AVEVA™ Unified Operations Center for Midstream

AVEVA Unified Operations Center is AVEVA's enterprise visualization solution for creating intelligent operations centers based upon a system of systems approach in which operations technology (OT), information technology (IT), and engineering technology (ET) converge. It makes content available through a single pane-of-glass software environment, which provides actionable information in context to industrial operations.

Midstream oil & gas businesses can develop greater operational awareness and optimize efficiency with the centralized view provided by AVEVA Unified Operations Center for Midstream. The solution enables agile and responsive management of global gas and liquid pipeline operations by making the complete enterprise visible. It creates value by combining broad insights into geographically dispersed sites with the ability to drill down on specific KPIs in context and see real-time operations.



**AVEVA**



## Unify data without losing context

See how gas and liquid pipeline operations are performing by synthesizing numerous disparate sub-systems into a context-aware 360-degree control environment.

## Map-based navigation

Start with a holistic satellite perspective of geographical operations and drill down for functional overlays and insights into each asset and system. Go further to examine specific real-time KPI information.

## Midstream content and connectors

Get started quickly with graphics, layouts, and connectors specific to pipeline operations. Customize your application with your company branding and unique system attributes to accommodate different operations, environments, and business goals.

## Templated design

AVEVA's software technology focuses on templated design techniques to establish best practices, standardize, and improve the development experience. Reduce your overall engineering effort and lower the total cost of ownership of your system.

## Diversify decision-making information

Track commodity movement along the system from the receiving point through gathering line, terminal, transportation pipeline, and delivery point. Visualize flow rates and the status of pipelines to identify critical assets that need attention. Combine contextual information across the value chain.

## Minimize risk to people, assets, and operations

Benefit from centralized visibility to improve decision-making and move from reactive crisis mitigation to proactive risk management across departmental operations. Supplement operator knowledge to extend the life of assets, ensure the safety of workers, and maintain schedules.

## Single version of the truth for business agility

Give workers actionable information with context-based integrated data visualization and analysis. AVEVA Unified Operations Center for Midstream uses all available data so teams can optimize decision making, improve operations in real time, and seek more sustainable outcomes.

Empower your operations, visit: [aveva.com/UOC](https://www.aveva.com/UOC)

